

PIXI 400 CPT

TECHNICAL PARAMETER


MULTIPLE COLOR

PRODUCT NAME	MAX. POWER	LUMEN	Lm / W	lm/KG (RGLB)	OPTICS
PIXI 200 CPT (RGLB)	200W	13350lm	66.75	1327	6°, 10°, 15°, 20°, 30°, 36°
3200K	200W	10705lm	74.89	-	6°, 10°, 15°, 20°, 30°, 36°
6500K	200W	10709lm	70.48	-	6°, 10°, 15°, 20°, 30°, 36°

TECHNICAL PARAMETER :
Max. Power : 400W
Light Source : 4 in 1 RGLB
Luminous Flux : 27219lm
Peak Intensity : 83838cd (15°)
CRI : RA : 85
CTO : 1800K-10000K

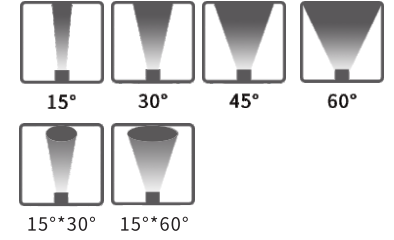
TECHNICAL PARAMETER :
Con Personality : DMX512, RDM
Operating Voltage : AC220V-50/60Hz
Working Temperature : -20°C~45°C
Protection Level : IP67
Dimensions (LxWxH) : 347x258x381mm
Weight : 12Kg.

LIGHT DISTRIBUTION DIAGRAM



Lightweight PIXI 400 CPT floodlight made with aviation aluminum, energy saving design, the weight of the whole fixture is only 12kg., green lighting energy consumption ration of 1958lm/kg, high-efficiency and 4-in-1 RGLB LED Chip, with a new heat dissipation distribution structure, to ensure that LED in high-intensity operation stable and reliable, durable. Unique high-end optical design, easily get an accurate mixed single color or multi-color, and the light efficiency upto 66lm/w, leading the new concept of lighting energy saving. The PIXI 400 CPT is suitable for venues, bridges, tunnels, park landscape and other outdoor environment.

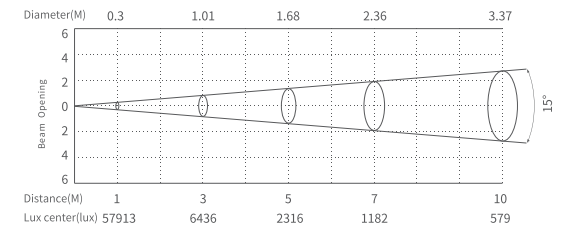
ANGLE



SPECIFICATIONS



ILLUMINANCE AT DISTANCE



DIMENSIONAL DRAWING

