

PIXI 200 CPT

TECHNICAL PARAMETER

MULTIPLE COLOR

PRODUCT NAME	MAX. POWER	LUMEN	Lm / W	LM/KG (RGLB)	OPTICS
PIXI 200 CPT (RGLB)	200W	13350lm	66.75	1327	6°, 10°, 15°, 20°, 30°, 36°
3200K	200W	10705lm	74.89	-	6°, 10°, 15°, 20°, 30°, 36°
6500K	200W	10709lm	70.48	-	6°, 10°, 15°, 20°, 30°, 36°

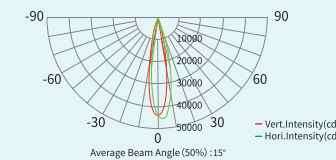
TECHNICAL PARAMETER :

Max. Power : 200W
Light Source : 4 in 1 RGLB
Luminous Flux : 13350lm
Peak Intensity : 45412cd (15°)
CRI : RA : 85
CTO : 1800K-10000K

TECHNICAL PARAMETER :

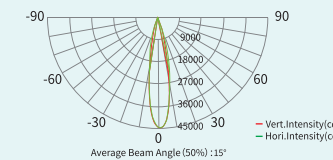
Con Personality : DMX512, RDM
Operating Voltage : AC220V-50/60Hz
Working Temperature : -20°C~45°C
Protection Level : IP67
Dimensions (LxWxH) : 287x250x284mm
Weight : 8.2Kg.

LIGHT DISTRIBUTION DIAGRAM



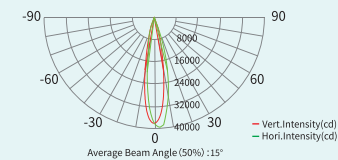
RGLB

Lumen	13350lm
Illuminance	1809lx(5m)
Peak Intensity	45412cd(15°)



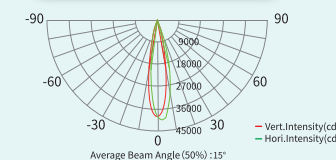
1800K

Lumen	12173lm
Illuminance	1803lx(5m)
Peak Intensity	45152cd(15°)



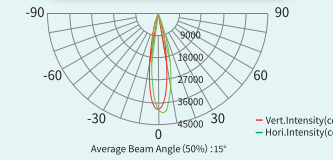
3200K

Lumen	10705lm
Illuminance	1580lx(5m)
Peak Intensity	39659cd(15°)



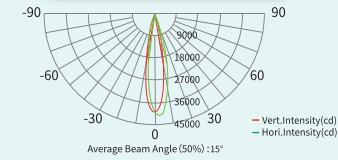
4000K

Lumen	10730lm
Illuminance	1609lx(5m)
Peak Intensity	40392cd(15°)



5600K

Lumen	10599lm
Illuminance	1610lx(5m)
Peak Intensity	40410cd(15°)



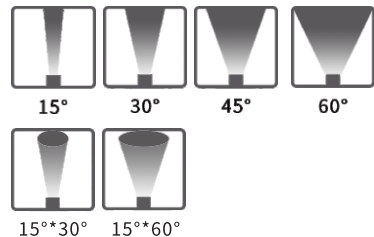
6500K

Lumen	10709lm
Illuminance	1625lx(5m)
Peak Intensity	40783cd(15°)



Lightweight PIXI 200 CPT floodlight made with aviation aluminum, energy saving design, the weight of the whole fixture is only 8.2kg., green lighting energy consumption ration of 1327lm/kg, high-efficiency and 4-in-1 RGLB LED Chip, with a new heat dissipation distribution structure, to ensure that LED in high-intensity operation stable and reliable, durable. Unique high-end optical design, easily get an accurate mixed single color or multi-color, and the light efficiency upto 66lm/w, leading the new concept of lighting energy saving. The PIXI 200 CPT is suitable for venues, bridges, tunnels, park landscape and other outdoor environment.

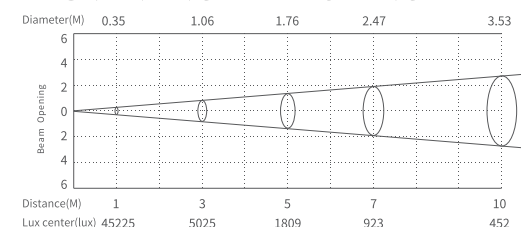
ANGLE



SPECIFICATIONS



ILLUMINANCE AT DISTANCE



DIMENSIONAL DRAWING

