

PIXI 100 CPT

TECHNICAL PARAMETER

MULTIPLE COLOR

PRODUCT NAME	MAX. POWER	LUMEN	Lm / W	LM/KG (RGLB)	OPTICS
PIXI 100 CPT (RGLB)	100W	6092lm	58.49	1175	6°、10°、15°、20°、30°、36°
3200K	100W	4879lm	63.85	-	6°、10°、15°、20°、30°、36°
6500K	100W	4890lm	61.35	-	6°、10°、15°、20°、30°、36°

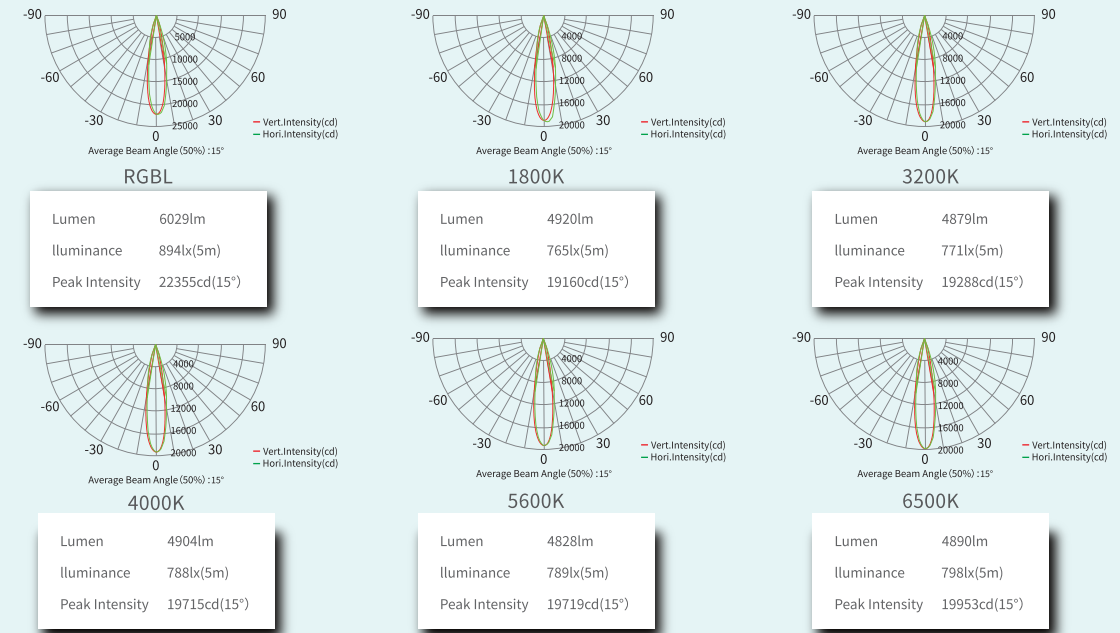
TECHNICAL PARAMETER :

Max. Power : 100W
Light Source : 4 in 1 RGLB
Luminous Flux : 6029lm
Peak Intensity : 22355cd (15°)
CRI : RA : 85
CTO : 1800K-10000K

TECHNICAL PARAMETER :

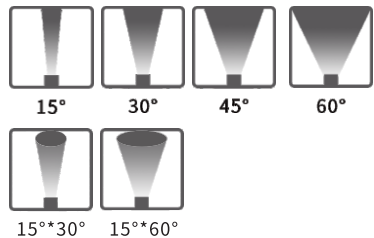
Con Personality : DMX512, RDM
Operating Voltage : AC220V-50/60Hz
Working Temperature : -20°C~45°C
Protection Level : IP67
Dimensions (LxWxH) : 202x198x207mm
Weight : 4.2Kg.

LIGHT DISTRIBUTION DIAGRAM



Lightweight PIXI 100 CPT floodlight made with aviation aluminum, energy saving design, the weight of the whole fixture is only 4.2kg., green lighting energy consumption ration of 1175lm/kg, high-efficiency and 4-in-1 RGLB LED Chip, with a new heat dissipation distribution structure, to ensure that LED in high-intensity operation stable and reliable, durable. Unique high-end optical design, easily get an accurate mixed single color or multi-color, and the light efficiency upto 58lm/w, leading the new concept of lighting energy saving. The PIXI 100 CPT is suitable for garden landscape, city square, park and other outdoor environment.

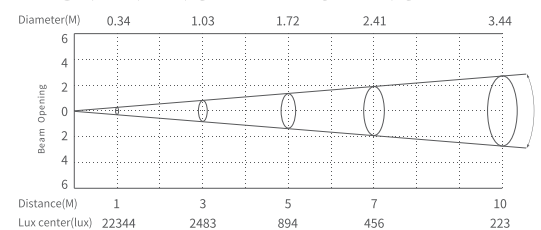
ANGLE



SPECIFICATIONS



ILLUMINANCE AT DISTANCE



DIMENSIONAL DRAWING

