

# PIXI 80 CPT

## TECHNICAL PARAMETER

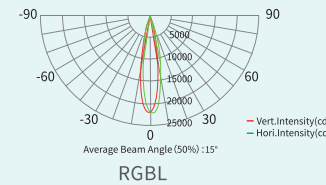
## MULTIPLE COLOR

PRODUCT NAME	MAX. POWER	LUMEN	Lm / W	lm/KG (RGLB)	OPTICS
PIXI 80 CPT (RGLB)	80W	4562lm	52.95	889	6°, 10°, 15°, 20°, 30°, 36°
3200K	80W	2947lm	60.06	-	6°, 10°, 15°, 20°, 30°, 36°
6500K	80W	2968lm	54.47	-	6°, 10°, 15°, 20°, 30°, 36°

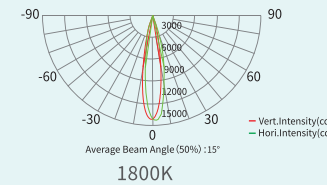
**TECHNICAL PARAMETER :**  
**Max. Power :** 80W  
**Light Source :** 4 in 1 RGLB  
**Luminous Flux :** 4563lm  
**Peak Intensity :** 21498cd (15°)  
**CRI : RA :** 85  
**CTO :** 1800K-10000K

**TECHNICAL PARAMETER :**  
**Con Personality :** DMX512, RDM  
**Operating Voltage :** AC220V-50/60Hz  
**Working Temperature :** -20°C~45°C  
**Protection Level :** IP67  
**Dimensions (LxWxH) :** 202x198x207mm  
**Weight :** 4.2Kg.

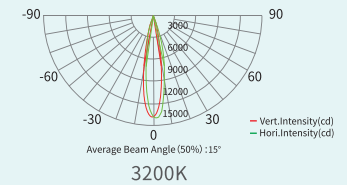
### LIGHT DISTRIBUTION DIAGRAM



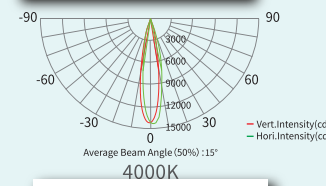
Lumen	4563lm
Illuminance	859lx(5m)
Peak Intensity	21498cd(15°)



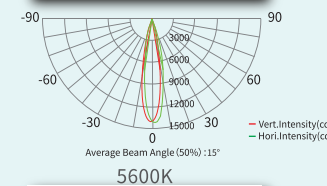
Lumen	3009lm
Illuminance	572lx(5m)
Peak Intensity	14321cd(15°)



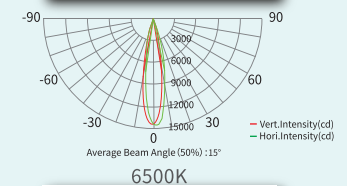
Lumen	2948lm
Illuminance	564lx(5m)
Peak Intensity	14132cd(15°)



Lumen	2958lm
Illuminance	569lx(5m)
Peak Intensity	14235cd(15°)



Lumen	2936lm
Illuminance	566lx(5m)
Peak Intensity	14169cd(15°)

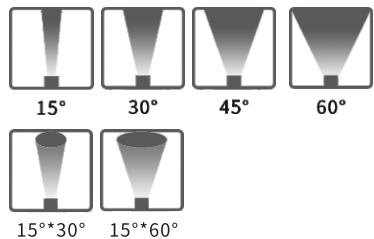


Lumen	2968lm
Illuminance	571lx(5m)
Peak Intensity	14291cd(15°)



The PIXI 80 CPT floodlight with high light efficiency and high CRI, the selection of lightweight, low-carbon environmental protection design, the weight of the whole fixture is only 4.2kg., green lighting energy consumption ratio of 889lm/kg, the use of high efficiency and 4-in-1 RGLB LED Chip, to ensure that the LED in high-intensity operation stable as a rock, durable. The light efficiency upto 52lm/w, to create a new concept of energy saving fixture. The PIXI 80 CPT are suitable for garden landscape, city square and other outdoor environment. Let's light up the city night.

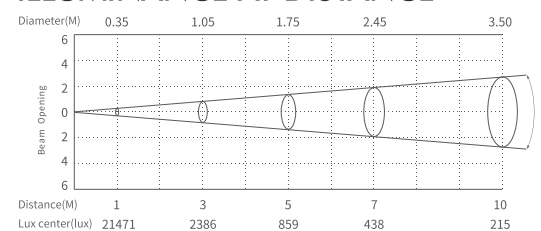
### ANGLE



### SPECIFICATIONS



### ILLUMINANCE AT DISTANCE



### DIMENSIONAL DRAWING

